

Feb 1, 2014 - Feb 28, 2014

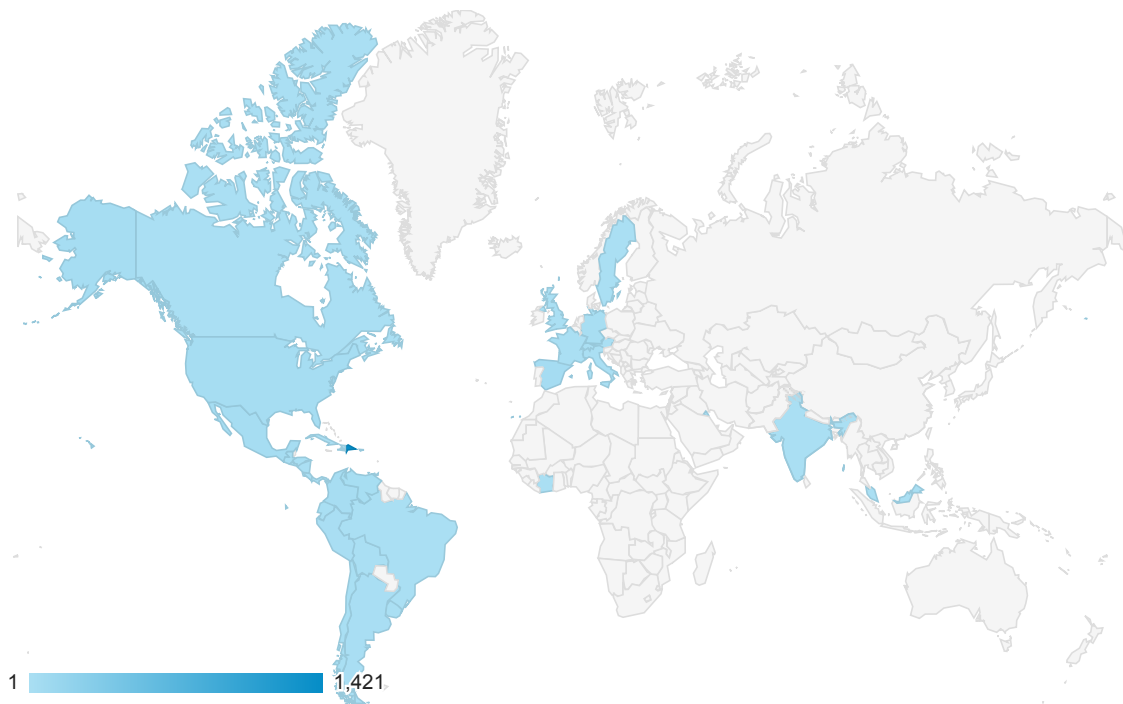
Location

All Sessions  
100.00%

+ Add Segment

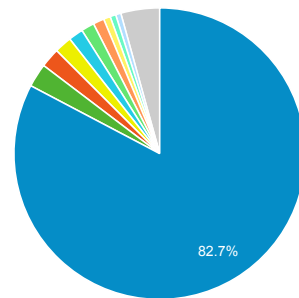
Map Overlay



























Summary



Country / Territory	Sessions	Sessions
	1,718 % of Total: 100.00% (1,718)	1,718 % of Total: 100.00% (1,718)
1. Dominican Republic	1,421	82.71%
2. Spain	45	2.62%
3. United States	37	2.15%
4. Mexico	33	1.92%
5. Colombia	28	1.63%
6. Venezuela	25	1.46%
7. Germany	21	1.22%
8. Argentina	13	0.76%
9. Puerto Rico	11	0.64%
10. Peru	10	0.58%
11. Guatemala	8	0.47%
12. Chile	7	0.41%

Contribution to total: Sessions



13.	 Ecuador	6	0.35%
14.	 Honduras	6	0.35%
15.	 Canada	5	0.29%
16.	 Bolivia	4	0.23%
17.	 United Kingdom	4	0.23%
18.	 Panama	4	0.23%
19.	 Uruguay	4	0.23%
20.	 Switzerland	3	0.17%
21.	 Costa Rica	2	0.12%
22.	 Haiti	2	0.12%
23.	 Italy	2	0.12%
24.	 El Salvador	2	0.12%
25.	 Sint Maarten	2	0.12%
26.	 Austria	1	0.06%
27.	 Brazil	1	0.06%
28.	 Côte d'Ivoire	1	0.06%
29.	 Cuba	1	0.06%
30.	 Curaçao	1	0.06%
31.	 France	1	0.06%
32.	 India	1	0.06%
33.	 Kuwait	1	0.06%
34.	 Malaysia	1	0.06%
35.	 Nicaragua	1	0.06%
36.	 Sweden	1	0.06%
37.	 Trinidad and Tobago	1	0.06%
38.	 (not set)	1	0.06%